

826 Series Swing Check Valve with Lever and Weight

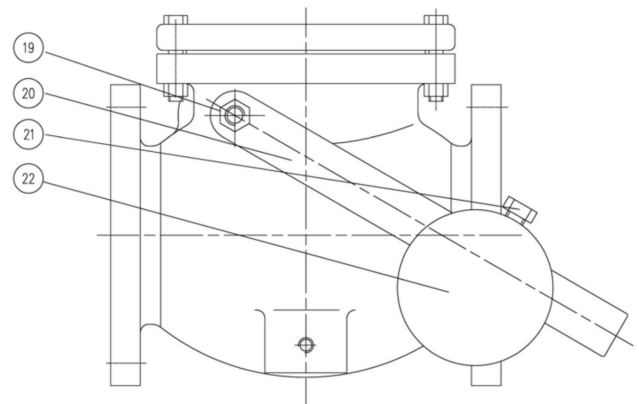
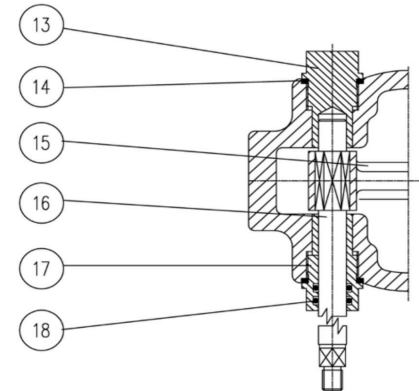
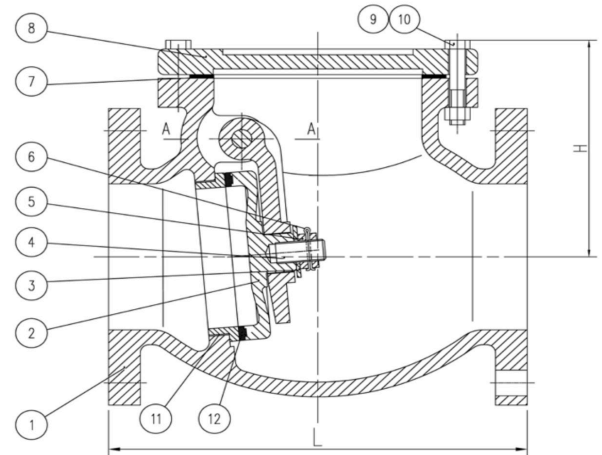


SPECIFICATIONS

- COMPLIES WITH AWWA C508 STANDARD
- ANSI B16.1 CLASS 125 FLANGE DRILLING
- 200 PSI RATED WATER WORKING PRESSURE
- 400 PSI TESTING PRESSURE
- 33°F TO 125°F WORKING TEMPERATURE
- SUITABLE FOR MOUNTING IN HORIZONTAL OR VERTICAL POSITION (WITH VERTICAL FLOW UPWARDS)
- OUTSIDE LEVER AND ADJUSTABLE WEIGHT OR LEVER AND SPRING

COMPONENTS

NO.	PART NAME	MATERIAL
1	BODY	ASTM A536 65-45-12
2	DISC	ASTM A536 65-45-12
3	WASHER	CARBON STEEL
4	BOLT	SS304
5	NUT	SS304
6	PIN	SS304
7	GASKET	GRAPHITE
8	BONNET	ASTM A536 65-45-12
9	BOLT	CARBON STEEL
10	NUT	CARBON STEEL
11	SEAT	ASTM B62
12	DISC RING	RUBBER EPDM
13	NUT	ASTM B16
14	WASHER	PTFE
15	HANGER	ASTM A536 65-45-12
16	STEM	AISI 304
17	BUSHING	ASTM B16
18	O-RING	EPDM
19	NUT	CARBON STEEL
20	LEVER	CARBON STEEL
21	BOLT	CARBON STEEL
22	WEIGHT	ASTM A126 CLASS B



DIMENSIONS

	(INCHES)															
SIZE	2"	2.5"	3"	4"	5"	6"	8"	10"	12"	14"	16"	18"	20"	24"		
H	4.92	5.39	5.79	6.54	7.48	8.54	10.43	11.81	13.46	15.83	18.58	19.69	20.24	25.59		
L	8	8.5	9.5	11.5	13	14	19.5	24.5	27.5	31	36	36	40	48		